



# School fees, made easy

Convenient fee payments at your fingertips

## Step 1

Scan the QR code

Download the zenda app

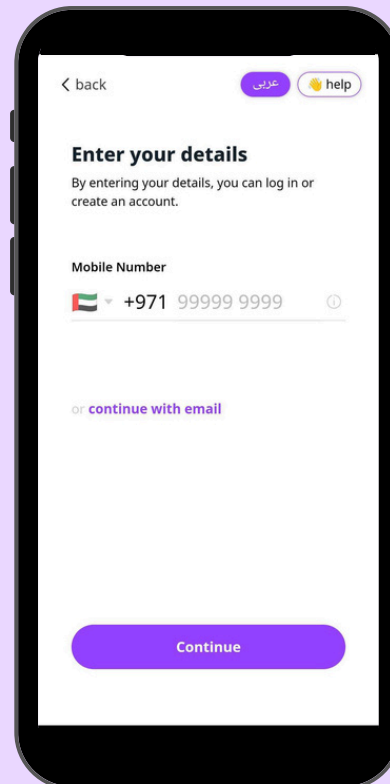


## Step 2

Login to the zenda app

with the email or mobile number registered with the school.

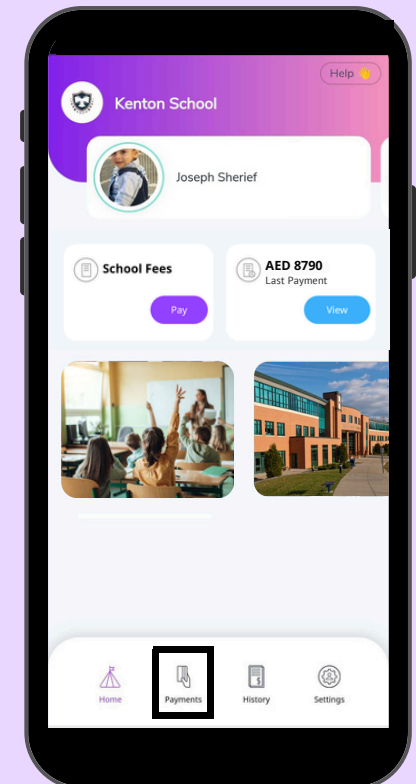
Click on **Continue**



## Step 3

Click on the **Payments** button

in the bottom menu to proceed with the payment(s)





# School fees, made easy

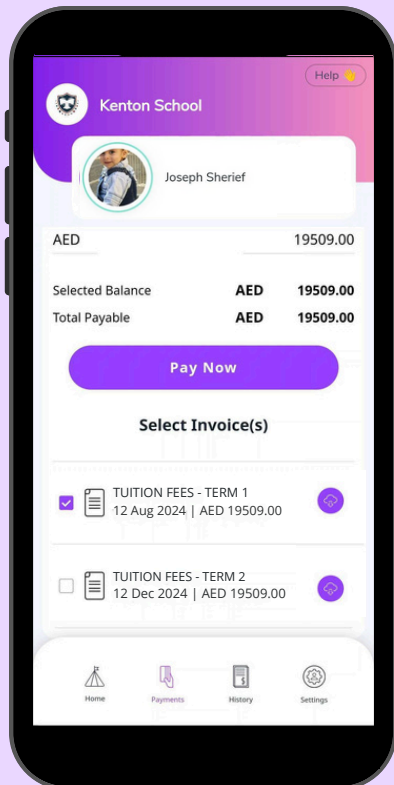
Convenient fee payments at your fingertips

## Step 4

### Review invoice(s)

Review the available invoices and due dates for payment

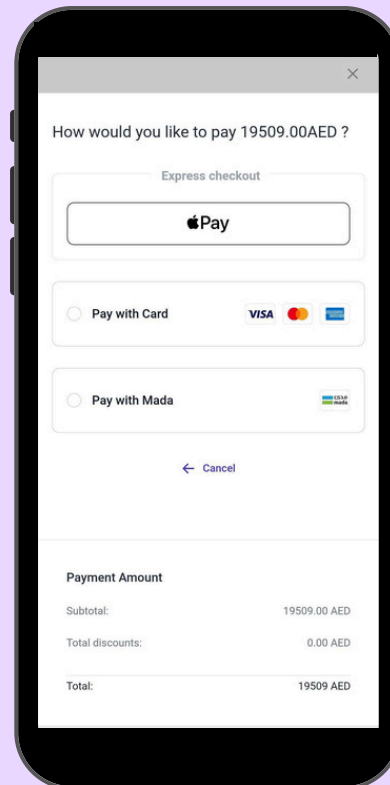
Select the invoices you wish to pay for and click on **Pay Now**



## Step 5

### Complete Payment

Choose your preferred payment method and complete the payment



## Step 6

### View Confirmation

Confirmation is generated instantly upon successful payment

View and download the confirmation from within the app

